

Name of Listed Entity: Rotographics (India) Limited			
Scrip Code/ Name of the Scrip/ Class of Security			
Quarter ended on 30.06.2017			
Declaration			
	Particulars	Yes*	No*
1	Whether the Listed Entity has issued any partly paid up shares?		No*
2	Whether the Listed Entity has issued any Convertible Securities or Warrants?		No*
3	Whether the Listed Entity has any shares against which depository receipts are issued?		No*
4	Whether the Listed Entity has any shares in locked-in?		No*
5	Whether any shares held by promoters are pledge or otherwise encumbered?		No*
<p>* If the Listed Entity selects the option 'No' for the questions above, the columns for the partly paid up shares, Outstanding Convertible Securities/Warrants, depository receipts, locked-in shares, No of shares pledged or otherwise encumbered by promoters, as applicable, shall not be displayed at the time of dissemination on the Stock Exchange website. Also wherever there is 'No' declared by Listed Entity in above table the values will be considered as 'Zero' by default on submission of the format of holding of specified securities.</p>			

For Rotographics (India) Ltd.

[Signature]

Director

Name of the Company: Rotographics (India) Limited

Quarter Ended 30th June 2017

Table I - Summary Statement holding of specified securities

Category (I)	Category of shareholder (II)	Nos. of shareholders (III)	No. of fully paid up equity shares held (IV)	No. of Partly paid-up equity shares held (V)	No. of shares underlying Depository Receipts (VI)	Total nos. shares held (VII) = (IV)+(V)+(VI)	Shareholding as a % of total no. of shares (calculated as per SCRR, 1957) (VIII) As a % of (A+B+C2)	Number of Voting Rights held in each class of securities (IX)			No. of Shares Underlying Outstanding convertible securities (including Warrants) (X)	Shareholding, as a % assuming full conversion of convertible securities (as a percentage of diluted share capital) (XI) = (VII)+(X) As a % of (A+B+C2)	Number of Locked in shares (XII)		Number of Shares pledged or otherwise encumbered (XIII)		Number of equity shares held in dematerialized form (XIV)
								No of Voting Rights		Total as a % of (A+B+C)			No. (a)	As a % of total Shares held (b)	No. (a)	As a % of total Shares held (b)	
								Class eg: X	Total								
(A)	Promoter and Promoter Group	6	1840300	0	0	1840300	51.1	1840300	1840300	51.1	0	51.1	0	0	0	0	1840300
(B)	Public	526	1761000	0	0	1761000	48.9	1761000	1761000	48.9	0	48.9	0	0	0	0	1078300
(C)	Non Promoter-Non Public																
(C1)	Shares underlying DRs	0	0	0	0	0	0	0	0	0	0	0	0	0	0	0	0
(C2)	Shares held by Employee Trusts	0	0	0	0	0	0	0	0	0	0	0	0	0	0	0	0
	Total	532	3601300	0	0	3601300	100	3601300	3601300	100	0	100	0	0	0	0	2918600


For Rotographics (India) Ltd.

 Director

Table II - Statement showing shareholding pattern of the Promoter and Promoter Group

	Category & Name of the Shareholders (I)	PAN (II)	No. of shareholder (III)	No. of fully paid up equity shares held (IV)	Partly paid-up equity shares held (V)	Nos. of shares underlying Depository Receipts (VI)	Total nos. shares held (VII) = (IV)+(V)+(VI)	Shareholding % calculated as per SCRR, 1957 As a % of (A+B+C2) (VIII)	Number of Voting Rights held in each class of securities (IX)			No. of Shares Underlying Outstanding convertible securities (including Warrants) (X)	Shareholding , as a % assuming full conversion of convertible securities (as a percentage of diluted share capital) (XI)= (VII)+(X) As a % of (A+B+C2)	Number of Locked in shares (XII)		Number of Shares pledged or otherwise encumbered (XIII)		Number of equity shares held in dematerialized form (XIV)	
									No of Voting Rights		Total as a % of (A+B+C)			No. (a)	As a % of total Shares held (b)	No. (a)	As a % of total Shares held (b)		
									Class X	Total									
1	Indian																		
(a)	Individuals/Hindu undivided Family		3	946600	0	0	946600	26.28	946600	946600	26.28	0	0	0	0	0	0	0	946600
	PRATAP BURMAN	AEDPB0195C		578600	0	0	578600	16.07	578600	578600	16.07	0	0	0	0	0	0	0	578600
	CHANCHALA BURMAN	AEDPB0193E		321700	0	0	321700	8.93	321700	321700	8.93	0	0	0	0	0	0	0	321700
	PRATAP BURMAN HUF	AADHP1259B		46300	0	0	46300	1.28	46300	46300	1.28	0	0	0	0	0	0	0	46300
(b)	Central Government/ State Government(s)		0	0	0	0	0	0	0	0	0	0	0	0	0	0	0	0	0
(c)	Financial Institutions/ Banks		0	0	0	0	0	0	0	0	0	0	0	0	0	0	0	0	0
(d)	Any Other (Bodies Corporates)		3	893700	0	0	893700	24.82	893700	893700	24.82	0	0	0	0	0	0	0	893700
	PRAXTON ASSOCIATES PVT	AAACP5232A		408700	0	0	408700	11.35	408700	408700	11.35	0	0	0	0	0	0	0	408700
	FLOW PACK (INDIA) PVT.LTD	AAACF6199E		296600	0	0	296600	8.24	296600	296600	8.24	0	0	0	0	0	0	0	296600
	ARMS ADVISORY SERVICES PVT LTD	AAACA6495Q		188400	0	0	188400	5.23	188400	188400	5.23	0	0	0	0	0	0	0	188400
	Sub-Total (A)(1)		6	1840300	0	0	1840300	51.1	1840300	1840300	51.1	0	0	0	0	0	0	0	1840300

For Rotographics (India) Ltd.

Director

Name of the Company: Rotographics (India) Limited																	
								Quarter Ended 30th June 2017									
2	Foreign																
(a)	Individuals (Non-Resident Individuals/ Foreign Individuals)		0	0	0	0	0	0	0	0	0	0	0	0	0	0	0
(b)	Government		0	0	0	0	0	0	0	0	0	0	0	0	0	0	0
(C)	Institutions		0	0	0	0	0	0	0	0	0	0	0	0	0	0	0
(d)	Foreign Portfolio Investor		0	0	0	0	0	0	0	0	0	0	0	0	0	0	0
(e)	Any Other (specify)		0	0	0	0	0	0	0	0	0	0	0	0	0	0	0
	Sub-Total (A)(2)		0	0	0	0	0	0	0	0	0	0	0	0	0	0	0
	Total Shareholding of Promoter and Promoter Group (A)= (A)(1)+(A)(2)		6	1840300	0	0	1840300	51.1	1840300	1840300	51.1	0	0	0	0	0	1840300


For Rotographics (India) Ltd.

NSawal

Director

Table III - Statement showing shareholding pattern of the Public shareholder

(I)	(II)	(III)	(IV)	(V)	(VI)	(VII) = (IV)+(V)+(VI)	(VIII)	(IX)			(X)	(XI)	(XII)		(XIII)		(XIV)
								Number of Voting Rights held in each class of securities		Total as a % of (A+B+C)			No. (a)	As a % of total Shares held (b)	No. (a)	As a % of total Shares held (b)	
								Class X	Total								
1	Institutions																
(a)	Mutual Funds/		0	0	0	0	0	0	0	0	0	0	0	0	0	0	0
(b)	Venture Capital Funds		0	0	0	0	0	0	0	0	0	0	0	0	0	0	0
(c)	Alternate Investment Funds		0	0	0	0	0	0	0	0	0	0	0	0	0	0	0
(d)	Foreign Venture Capital Investors		0	0	0	0	0	0	0	0	0	0	0	0	0	0	0
(e)	Foreign Portfolio Investors		0	0	0	0	0	0	0	0	0	0	0	0	0	0	0
(f)	Financial Institutions/ Banks		0	0	0	0	0	0	0	0	0	0	0	0	0	0	0
(g)	Insurance Companies		0	0	0	0	0	0	0	0	0	0	0	0	0	0	0
(h)	Provident Funds/ Pension Funds		0	0	0	0	0	0	0	0	0	0	0	0	0	0	0
(i)	Any Other (specify)		0	0	0	0	0	0	0	0	0	0	0	0	0	0	0
	Sub-Total (B)(1)		0	0	0	0	0	0	0	0	0	0	0	0	0	0	0
2	Central Government/ State Government(s)/ President of India		0	0	0	0	0	0	0	0	0	0	0	0	0	0	0
	Sub-Total (B)(2)		0	0	0	0	0	0	0	0	0	0	0	0	0	0	0
3	Non-institutions																
(a)	1. Individual Shareholders holding Nominal Share Capital Up to 2 Lacs		466	147498	0	0	147498	4.1	147498	147498	4.1	0	0	0	0	0	27698
	2. Individual Shareholders holding Nominal Share Capital Above 2 Lacs		6	402000	0	0	402000	11.16	402000	402000	11.16	0	0	0	0	52000	0

For Rotographics (India) Ltd.

 Director

Name of the Company: Rotographics (India) Limited																	
							Quarter Ended 30th June 2017										
	PRADEEP NARAIN	ABDPN8574A		100000	0	0	100000	2.78	100000	100000	2.78	0	0	0	0	0	0
	KAJOL GHOSH	AIUPG2087R		95000	0	0	95000	2.64	95000	95000	2.64	0	0	0	0	0	0
	RABINDRA NATH DAS	AGUPD3069Q		95000		0	95000	2.64	95000	95000	2.64	0	0	0	0	0	0
	RAJIV BHATIA	AALPB6597N		52000	0	0	52000	1.44	52000	52000	1.44	0	0	0	0	0	52000
(b)	NBFCs registered with RBI		2	544500	0	0	544500	15.12	544500	544500	15.12	0	0	0	0	0	544500
	KAPIVAR FINLEASE PRIVATE LIMITED	AAACK8234D		158000	0	0	158000	4.39	158000	158000	4.39	0	0	0	0	0	158000
	AGBROS FINCAP PRIVATE LIMITED	AAACA2076R		386500	0	0	386500	10.73	386500	386500	10.73	0	0	0	0	0	386500
(C)	Employee Trusts		0	0	0	0	0	0	0	0	0	0	0	0	0	0	0
(d)	Overseas Depositories (holding DRs) (balancing figure)		0	0	0	0	0	0	0	0	0	0	0	0	0	0	0
(e)	Any Other (Bodies Corporate)		10	597902	0	0	597902	16.6	597902	597902	16.6	0	0	0	0	0	454102
	HIMGIRI FINVEST PVT. LTD.	AAACH5232Q		263900	0	0	263900	7.33	263900	263900	7.33	0	0	0	0	0	263900
	S.S. INFOSOLUTIONS PVT. LTD.	AAJCS9759C		190000	0	0	190000	5.28	190000	190000	5.28	0	0	0	0	0	190000
	HARIPURI ESTATES PRIVATE LTD	AAACH0504P		110800	0	0	110800	3.07	110800	110800	3.08	0	0	0	0	0	0
(f)	Any Other (Individuals (Non-residents Individuals/Foreign Individuals))		42	69100	0	0	69100	1.92	69100	69100	1.92	0	0	0	0	0	0
	Sub-Total (B)(3)		526	1761000	0	0	1761000	48.9	1761000	1761000	48.9	0	0	0	0	0	1078300
	Total Public Shareholding (B) = (B)(1)+(B)(2)+(B)(3)		526	1761000	0	0	1761000	48.9	1761000	1761000	48.9	0	0	0	0	0	1078300

For Rotographics (India) Ltd.

Al Sana


Director

Name of the Company: Rotographics (India) Limited

Quarter Ended 30th June 2017

Table IV - Statement showing shareholding pattern of the Non Promoter- Non Public shareholder

(I)	(II)	(III)	(IV)	(V)	(VI)	(VII) = (IV)+(V)+(VI)	(VIII)	(IX)		(X)	(XI)	(XII)		(XIII)		(XIV)		
								Number of Voting Rights held in each class of securities				No. of Shares Underlying Outstanding convertible securities (including Warrants)	Total shareholding, as a % assuming full conversion of convertible securities (as a percentage of diluted share capital)	Number of Locked in shares			Number of Shares pledged or otherwise encumbered	
								No of Voting Rights	Total as a % of (A+B+C)					No. (a)	As a % of total Shares held (b)		No. (Not applicable)	As a % of total Shares held (Not applicable)
Class X		Total																
1	Custodian/DR Holder																	
(a)	Name of DR Holder (if available)		0	0	0	0	0	0	0	0	0	0	0	0	0	0	0	
2	Employee Benefit Trust (under SEBI (Share based Employee Benefit) Regulations, 2014)																	
(a)	Name (abc...)		0	0	0	0	0	0	0	0	0	0	0	0	0	0	0	
	Total Non-Promoter- Non Public Shareholding (C) = (C)(1)+(C)(2)		0	0	0	0	0	0	0	0	0	0	0	0	0	0	0	

For Rotographics (India) Ltd.

 Director